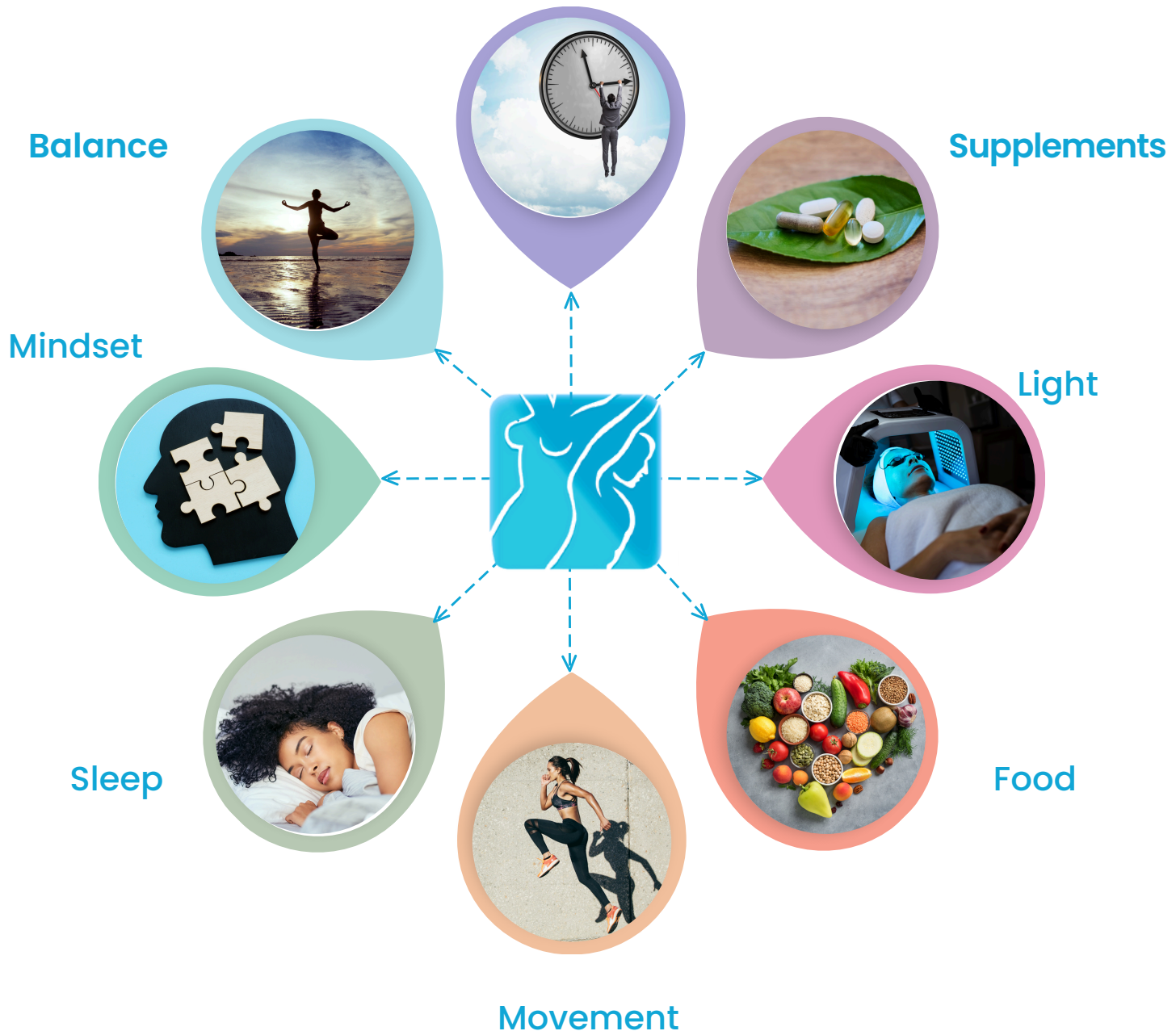


Lifestyles by Skintastic

Incorporating the Whole Body - Weight Loss Program

Stress Management





STRESS MANAGEMENT

Managing stress is crucial when it comes to achieving success in weight loss. When you experience stress, your body releases a hormone called cortisol, which can lead to increased appetite and cravings for high-calorie and high-fat foods. In addition, stress can cause poor sleep quality and disrupt the body's natural circadian rhythms, which can negatively impact metabolism and make it harder to lose weight.

Furthermore, stress can lead to emotional eating, where you turn to food for comfort or as a coping mechanism. This can be a major obstacle to weight loss, as it can lead to consuming excess calories and hinder progress towards your goals.

By managing stress through **Tips & Techniques** such as **meditation**, **deep breathing**, or other stress-reduction activities like **time management**, you can lower cortisol levels, reduce cravings, and improve sleep quality. It can also help you become more mindful and in tune with your body's hunger and fullness signals, making it easier to make healthier choices and stick to your weight loss plan.

In short, managing stress is an essential component of a successful weight loss journey. By prioritizing stress management, you can improve your physical and emotional well-being, and increase your chances of achieving sustainable weight loss.



The Importance of Managing Stress

Statement	Description
Managing stress can improve productivity	When stress is managed effectively, it can lead to improved productivity and better decision-making abilities. You'll be able to focus more clearly on tasks and stay motivated throughout the day.
Stress management can lead to better sleep quality	Stress can cause sleep disturbances, leading to fatigue and mood swings. By managing stress, you can improve the quality of your sleep, leading to more restful nights and more energy during the day.
Managing stress can improve relationships	When you're feeling stressed, it can impact the way you communicate with others. By managing stress, you can improve your communication skills and build stronger relationships with those around you.
Stress management can lead to better physical health	Chronic stress can take a toll on your physical health, leading to issues such as high blood pressure, headaches, and stomach problems. By managing stress, you can reduce the risk of developing these issues and improve your overall physical health.
Managing stress can improve mental health	Stress can impact mental health and lead to issues such as anxiety and depression. By managing stress, you can improve your mental health and overall sense of well-being.
Stress management can lead to increased creativity	When you're stressed, it can be difficult to come up with new ideas or think outside the box. By managing stress, you can increase your creativity and find new solutions to problems.
Managing stress can improve self-esteem	Chronic stress can lead to negative self-talk and feelings of inadequacy. By managing stress, you can improve your self-esteem and feel more confident in your abilities.
Stress management can lead to better time management	When you're feeling stressed, it can be challenging to manage your time effectively. By managing stress, you can improve your time management skills and prioritize tasks more efficiently.
Managing stress can improve overall quality of life	By managing stress, you can improve many aspects of your life, including your physical health, mental health, relationships, and overall sense of well-being.
Stress management can lead to better decision-making	When you're feeling stressed, it can be difficult to make clear decisions. By managing stress, you can improve your decision-making skills and make more informed choices.

Tips To Manage Your Stress




Techniques	Description
	Exercise releases endorphins, which are natural mood boosters, and can help improve physical health, leading to better mental and emotional well-being.
	Mindfulness and meditation practices calm the mind, increase self-awareness, promote relaxation, and help cultivate a more positive mindset.
	Deep breathing exercises promote relaxation, reduce anxiety, slow down heart rate, and create a sense of calm and tranquility.
	Effective time management helps prioritize tasks, avoid feeling overwhelmed, reduce stress, and boost productivity.
	Getting enough quality sleep is essential for managing stress as lack of sleep can increase feelings of stress and anxiety, while restful sleep can help promote relaxation and better stress management.
	A strong support network provides emotional support, encouragement, and practical help, and can help reduce stress by providing a sense of security and belonging.
	A healthy, balanced diet provides the body with necessary nutrients, reduces inflammation, and promotes overall health, all of which help reduce stress.
	Engaging in creative activities and hobbies promotes relaxation, self-expression, positive emotions, and can distract from stressors.
	Laughter promotes relaxation, boosts mood, and reduces anxiety, and can be found by spending time with friends or watching a comedy.
	Practicing self-care , such as taking a relaxing bath, getting a facial or practicing yoga, promotes relaxation, enhances well-being, and helps recharge to better manage stress.

Let's Expand on Deep Breathing

Deep breathing is a simple but powerful tool that can be utilized to aid in weight loss efforts. It helps to reduce stress and promote relaxation, which in turn can reduce emotional eating and improve digestion.

When you are stressed, your body releases cortisol, a hormone that can cause weight gain, particularly in the belly area. Deep breathing helps to reduce cortisol levels and promote feelings of calm and relaxation. Additionally, when you take deep breaths, you activate the parasympathetic nervous system, which is responsible for promoting digestion and regulating appetite.



Find a quiet and comfortable space where you can sit or stand comfortably. You can do this exercise anywhere, such as in your home, office, or even while walking.

Close your eyes and take a few deep breaths in through your nose and out through your mouth. Focus on the sensation of the air moving in and out of your body.

Once you feel relaxed, begin to focus on your breath. Breathe in slowly through your nose, filling your lungs with air. Count to three as you inhale.

Hold your breath for a few seconds, then exhale slowly through your mouth. Count to five as you exhale.

As you exhale, imagine that you are releasing tension and stress from your body.

Repeat this process for several minutes, focusing on the sensation of the air moving in and out of your body.

If your mind wanders, gently bring your focus back to your breath.

Utilize this Deep Breathing Technique to reduce stress & shift your focus away from hunger

Let's Expand on Meditation

Meditation is a powerful tool that can aid in weight loss efforts by reducing stress and promoting mindfulness. When we are stressed, our bodies release cortisol, a hormone that can lead to weight gain, particularly in the abdominal area. Meditation can help to reduce cortisol levels and promote a state of calm and relaxation.

Moreover, mindfulness meditation can help to develop awareness of the mind-body connection, which can lead to a greater understanding of our eating habits and patterns. By becoming more attuned to our body's signals, we can learn to differentiate between true hunger and emotional or stress-related eating.

Steps for Guided Meditation

Find a quiet and comfortable space to sit or lie down.

Set a timer for 5-10 minutes to start.

Close your eyes and take a few deep breaths in and out.

Focus on your breath, counting or observing it.

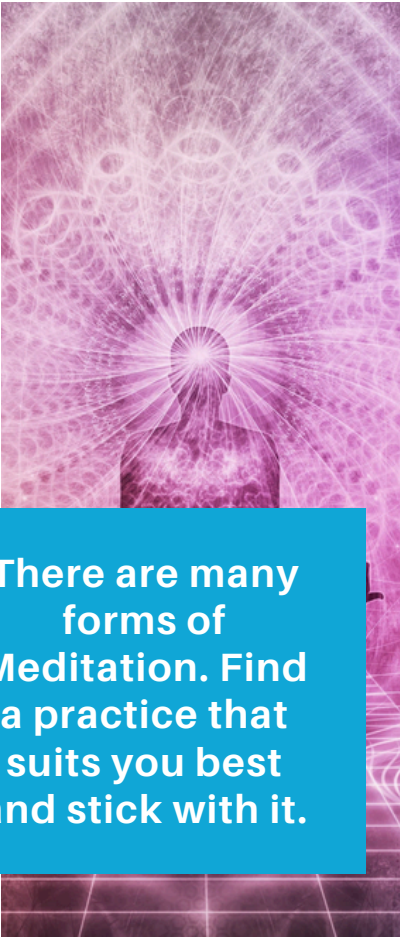
Gently bring your focus back to your breath if your mind wanders.

Observe your thoughts without judgment.

Experiment with different meditation techniques.

Practice every day, even for just a few minutes.

Over time, meditation can reduce stress and improve well-being.











There are many forms of Meditation. Find a practice that suits you best and stick with it.

Let's Expand on Time Management

Effective time management is crucial for your success in weight loss for several reasons. It helps you prioritize your health and fitness goals by allocating enough time for exercise and healthy meal preparation. With a busy schedule, it can be easy to neglect these important activities, leading to weight gain and other health issues. It can help you stay on track with your weight loss progress by scheduling regular weigh-ins and tracking your food intake and physical activity. This can help identify any areas of improvement and make necessary adjustments to your weight loss plan.

Effective time management can reduce your stress and increase motivation, which are important factors for successful weight loss. When you feel in control of your time and are able to balance your daily responsibilities with your health goals, you are more likely to feel confident and motivated to continue on your weight loss journey.

	Tips for Better Time Management
	Make a list of tasks that need to be done each day and prioritize them based on urgency and importance.
	Create a daily schedule that includes time for exercise, meal preparation, and other important tasks.
	Use a timer to keep track of time spent on different tasks, such as meal prep, exercise, and work.
	Try to set realistic goals for weight loss and time management, taking into account your work and personal life.
	Use a planner to keep track of appointments, meetings, and other important events, as well as to schedule time for exercise and meal preparation.
	Eliminate distractions , such as social media or television, during designated work or exercise time.
	Delegate tasks , such as house cleaning or meal preparation, to family members or a professional service to free up time for exercise and self-care.
	Take breaks throughout the day to avoid burnout and improve focus and productivity.



SUPPLEMENTS

Supplements can be a helpful addition to your weight loss journey, but it's important to keep a few things in mind. Firstly, always consult with a healthcare provider before starting any new supplement regimen. Look for reputable brands that use high-quality ingredients and have a good track record of producing safe and effective supplements. Be cautious of supplements that make unrealistic or exaggerated claims. Remember that supplements should be used as part of a comprehensive weight loss plan that includes healthy eating and exercise, and should not be relied on alone to achieve your weight loss goals. When trying a new supplement, start with a low dosage to see how your body reacts, and be consistent with the recommended dosage and timing. Monitor for potential side effects and don't overdo it - taking too much of a supplement can be harmful. Finally, be patient and give it time -it can take several weeks or months to see any benefits.



Vitamins & Supplements



When it comes to using supplements, it's important to have a clear understanding of what you're trying to achieve. Are you looking to address a specific health issue, or simply looking to support overall wellness? It's important to identify the root cause of any health concerns rather than just trying to mask the symptoms with supplements.

For example, if you're struggling with fatigue, simply taking a supplement for energy might provide temporary relief, but it won't address the underlying cause of your fatigue. It's important to work with a healthcare provider to identify any underlying health issues, such as a nutrient deficiency or sleep disorder, that may be contributing to your fatigue. By taking a holistic approach to your health and using supplements in combination with other healthy habits, you can achieve optimal health outcomes and feel your best.

Supplement	Benefits for Weight Loss
Vitamin D	Low levels have been linked to obesity and difficulty losing weight. It may also help reduce insulin resistance and inflammation, which are associated with obesity.
Calcium	May help reduce fat absorption and increase fat excretion. It may also reduce appetite and promote feelings of fullness.
Magnesium	Important for energy production and metabolism. It may also help regulate blood sugar and insulin levels, which can impact weight management.
Iron	Important for transporting oxygen and supporting energy production. Low levels can lead to fatigue and decreased physical activity, making it harder to stick to a weight loss plan.
Zinc	Important for immune function and metabolism. It may also help regulate appetite and support healthy digestion.
Fiber	May promote feelings of fullness, which can help reduce calorie intake. It also helps regulate blood sugar levels and promotes healthy digestion.
Green tea extract	Contains antioxidants and caffeine, which may help boost metabolism and promote fat burning. It may also improve insulin sensitivity and reduce inflammation.
Omega-3 fatty acids	May reduce inflammation and improve insulin sensitivity, which can impact weight management. It may also promote feelings of fullness and improve heart health.
Probiotics	May support healthy digestion and weight management by promoting a healthy gut microbiome. It may also reduce inflammation and improve insulin sensitivity.
B vitamins	Important for energy production and metabolism. It may also help regulate appetite and promote healthy digestion.

Note: This table is for informational purposes only and does not constitute medical advice. It is important to consult with a healthcare provider before starting any new supplement regimen, especially if you are taking prescription medication or have any health conditions.













LIGHT

Light therapy, particularly the use of LED light, has shown promise in aiding weight loss efforts. The blue light spectrum has been found to have a particular effect on regulating circadian rhythms and suppressing appetite, making it a useful tool in weight management. In addition to artificial light sources, natural sunlight exposure can also positively impact weight loss through its regulation of hormones and energy levels. However, it is important to note that the timing and duration of light exposure must be carefully considered to achieve maximum benefit. While light therapy can be a helpful adjunct to weight loss efforts, it should not be relied upon as a sole solution. As with any treatment modality, there are potential downsides such as skin damage from excessive UV exposure or disruptions in sleep patterns from too much blue light exposure in the evenings. A balanced approach to incorporating light therapy into a comprehensive weight loss plan is key.

LED Light Therapy

LED Light therapy, also known as phototherapy, is a type of treatment that uses artificial light to stimulate various biological responses in the body. This can be achieved using different types of light sources, such as LED lights or sunlight. In LED light therapy, specific wavelengths of light are emitted by LED bulbs to target a particular condition, such as acne or wrinkles. Sunlight can also be used as a natural source of light therapy, as exposure to bright sunlight can help to regulate circadian rhythms and improve mood. Overall, light therapy can help to alleviate a variety of medical conditions and improve overall health and well-being.



Aspect	Description
	Light therapy, including LED light therapy, can help regulate sleep by resetting the body's internal clock, benefitting people with sleep disorders.
	Exposure to bright light can increase serotonin production, improve mood , and treating depression, including seasonal affective disorder (SAD).
	Light therapy, including LED light therapy, can reduce inflammation , improving overall health, and alleviating pain.
	Certain wavelengths of light promote wound healing , stimulating collagen production and increasing blood flow to the affected area.
	Light therapy, including LED light therapy, reduces inflammation and promotes healthy skin cell growth, treating acne, psoriasis, and eczema.
	Light therapy, including LED light therapy, reduces inflammation and increases blood flow, treating pain associated with various conditions.
	Exposure to bright light improves cognitive function , reducing symptoms of Alzheimer's disease and dementia.
	Light therapy, including LED light therapy, regulates hormones controlling metabolism and appetite, making it a potential tool for weight loss .
	Light therapy can be used to reduce premenstrual syndrome (PMS) symptoms, including fatigue, irritability, and insomnia.
	Exposure to bright light increases energy levels and reduces fatigue, potentially treating conditions such as chronic fatigue syndrome.

Note: This table is for informational purposes only and does not constitute medical advice. It is important to consult with a healthcare provider before starting any new supplement regimen, especially if you are taking prescription medication or have any health conditions.











FOOD

Having a positive and healthy relationship with food is crucial for success when trying to lose weight. It's important to understand that food is not the enemy, but rather a necessary fuel for our bodies. Know your triggers and be mindful of your eating habits. Restrictive diets may provide quick results, but they can be unsustainable and lead to binge eating or a negative relationship with food. Instead, focus on incorporating a variety of nutrient-dense foods and finding a balance that works for your body and lifestyle. Listen to your body's hunger and fullness cues, and avoid labeling foods as "good" or "bad." Building a healthy relationship with food takes time and effort, but it's essential for long-term weight loss success.



RELATIONSHIP WITH FOOD

Achieving and maintaining a healthy weight involves making good choices about what you eat and how you eat. Good practices with food and weight loss include focusing on whole, nutrient-dense foods, paying attention to portion sizes, and avoiding highly processed and high-calorie foods. Additionally, practicing mindful eating and keeping a food diary can help you to stay on track with your weight loss goals. Overall, developing healthy eating habits and making sustainable lifestyle changes is key to achieving and maintaining a healthy weight.

	Good Practices with Food and Weight Loss
	Choose whole, nutrient-dense foods: Focus on eating whole, nutrient-dense foods such as fruits, vegetables, whole grains, lean proteins, and healthy fats. These foods are typically lower in calories and high in essential vitamins and minerals that can support overall health.
	Pay attention to portion sizes: While eating healthy foods is important, it's also important to pay attention to portion sizes. Semaglutide can help to reduce appetite and increase feelings of fullness, but it's still important to eat appropriate portion sizes to support weight loss.
	Limit processed and high-calorie foods: Processed and high-calorie foods such as sugary drinks, desserts, and fried foods can be high in calories and low in nutrients. Limiting these foods can help to support weight loss and improve overall health.
	Stay hydrated: Drinking enough water is important for overall health and can also help to support weight loss. Aim to drink at least 8 glasses of water per day and avoid sugary drinks.
	Keep a food diary: Keeping a food diary can be a helpful tool for tracking your food intake and staying accountable to your weight loss goals. Write down everything you eat and drink, and review it regularly to identify areas for improvement.
	Eat mindfully: Eating mindfully means paying attention to the experience of eating, including the taste, texture, and aroma of your food. This can help you to eat more slowly, savor your food, and avoid overeating.
	Plan your meals ahead of time: Planning your meals ahead of time can help to reduce stress and ensure that you have healthy food options available when hunger strikes. Consider prepping meals and snacks in advance to make healthy eating easier throughout the week.
	Choose high-fiber foods: High-fiber foods such as fruits, vegetables, whole grains, and legumes can help to keep you feeling full and satisfied, which can support weight loss efforts. Aim to include these foods in your diet regularly.

Note: This table is for informational purposes only and does not constitute medical advice. It is important to consult with a healthcare provider before starting any new supplement regimen, especially if you are taking prescription medication or have any health conditions.



7-day 1200 calorie Sample Meal Plan 1

Day	Breakfast	Lunch	Dinner	Snack	Total Calories
1	2 Scrambled Eggs (140 cal), 2 Slices Turkey Bacon (60 cal), 1/2 Avocado (120 cal)	Greek Salad with Grilled Chicken (450 cal)	Grilled Salmon (280 cal), Steamed Broccoli (55 cal), 1/2 Cup Brown Rice (100 cal)	1 Small Apple (80 cal)	1285 cal
2	1 Cup Greek Yogurt (140 cal), 1/4 Cup Blueberries (20 cal), 1/4 Cup Almonds (200 cal)	Turkey and Swiss Cheese Roll-ups (300 cal)	Baked Lemon Chicken (280 cal), Roasted Asparagus (65 cal), 1/2 Cup Quinoa (110 cal)	1 Hard-Boiled Egg (70 cal)	1185 cal
3	2 Slices Whole Wheat Toast (140 cal), 2 Tbsp Almond Butter (200 cal), 1 Small Banana (90 cal)	Tuna Salad with Lettuce Wraps (320 cal)	Beef and Broccoli Stir Fry (350 cal), Cauliflower Rice (25 cal)	1 Orange (70 cal)	1195 cal
4	2 Scrambled Eggs (140 cal), 2 Slices Turkey Bacon (60 cal), 1/2 Avocado (120 cal)	Grilled Chicken Caesar Salad (450 cal)	Grilled Steak (300 cal), Grilled Zucchini (50 cal), 1/2 Cup Mashed Sweet Potatoes (120 cal)	1 Small Apple (80 cal)	1320 cal
5	1 Cup Cottage Cheese (180 cal), 1/4 Cup Blueberries (20 cal), 1/4 Cup Almonds (200 cal)	Egg Salad Lettuce Wraps (240 cal)	Grilled Shrimp (280 cal), Steamed Asparagus (65 cal), 1/2 Cup Brown Rice (100 cal)	1 Hard-Boiled Egg (70 cal)	1155 cal
6	1 Tbsp Almond Butter (100 cal), 1 Small Banana (90 cal)	Greek Salad with Grilled Chicken (450 cal)	Turkey Meatballs (300 cal), Roasted Brussels Sprouts (65 cal), 1/2 Cup Quinoa (110 cal)	1 Orange (70 cal)	1185 cal
7	2 Scrambled Eggs (140 cal), 2 Slices Turkey Bacon (60 cal), 1/2 Avocado (120 cal)	Chicken and Vegetable Stir Fry (350 cal), Cauliflower Rice (25 cal)	Baked Salmon (280 cal), Steamed Green Beans (35 cal), 1/2 Cup Mashed Sweet Potatoes (120 cal)	1 Small Apple (80 cal)	1210 cal

Disclaimer: The menu plan provided is for informational purposes only and should not be considered medical advice. Please consult with a healthcare professional before making any changes to your diet or if you have any specific medical conditions or dietary restrictions.



7-day 1200 calorie Sample Meal Plan 2


Day	Breakfast	Lunch	Dinner	Snack	Total Calories
1	2 scrambled eggs (140 cal), 1 medium avocado (250 cal), 1 slice whole wheat toast (80 cal)	Grilled chicken breast (200 cal), 1 cup steamed broccoli (55 cal), 1/2 cup quinoa (110 cal)	Beef stir-fry (320 cal) with mixed vegetables and 1/2 cup brown rice (110 cal)	1 medium apple (95 cal)	1360 cal
2	1 cup plain Greek yogurt (120 cal) with 1/2 cup fresh berries (40 cal) and 1/4 cup chopped almonds (160 cal)	Tuna salad (220 cal) with mixed greens, cherry tomatoes, and cucumbers, dressed with olive oil and balsamic vinegar (150 cal)	Grilled salmon (320 cal) with 1 cup roasted asparagus (70 cal) and 1/2 cup quinoa (110 cal)	1 small banana (90 cal)	1280 cal
3	2 slices turkey bacon (60 cal), 2 eggs any style (140 cal), 1/2 avocado (125 cal)	Grilled chicken Caesar salad with romaine lettuce, Parmesan cheese, and Caesar dressing (320 cal)	Pork chops (280 cal) with roasted Brussels sprouts (80 cal) and 1/2 cup brown rice (110 cal)	1/2 cup cottage cheese (90 cal) with 1/4 cup mixed berries (20 cal)	1225 cal
4	1 protein smoothie made with 1 scoop protein powder (120 cal), 1 cup unsweetened almond milk (40 cal), 1/2 cup frozen berries (40 cal), 1/4 avocado (60 cal), and 1 handful spinach (10 cal)	Grilled chicken breast (200 cal), 1 cup sautéed kale (45 cal), 1/2 cup quinoa (110 cal)	Beef tacos (350 cal) with lettuce, tomato, shredded cheese, and salsa on low-carb tortillas	1 small apple (75 cal) with 1 tbsp almond butter (100 cal)	1150 cal
5	2 hard-boiled eggs (140 cal), 1 medium grapefruit (70 cal), 1 slice whole wheat toast (80 cal)	Turkey and cheese roll-ups with lettuce, mustard, and mayo (300 cal)	Grilled shrimp (250 cal) with 1 cup sautéed spinach (45 cal) and 1/2 cup brown rice (110 cal)	1 medium orange (65 cal)	1060 cal
6	2 eggs scrambled with 1 oz cheddar cheese (312 cal)	Greek Salad with Grilled Chicken (450 cal)	Turkey Meatballs (300 cal), Roasted Brussels Sprouts (65 cal), 1/2 Cup Quinoa (110 cal)	1 Orange (70 cal)	1307 cal
7	2 Scrambled Eggs (140 cal), 2 Slices Turkey Bacon (60 cal), 1/2 Avocado (120 cal)	Chicken and Vegetable Stir Fry (350 cal), Cauliflower Rice (25 cal)	Baked Salmon (280 cal), Steamed Green Beans (35 cal), 1/2 Cup Mashed Sweet Potatoes (120 cal)	1 Small Apple (80 cal)	1210 cal

Disclaimer: The menu plan provided is for informational purposes only and should not be considered medical advice. Please consult with a healthcare professional before making any changes to your diet or if you have any specific medical conditions or dietary restrictions.

Snack & Small Meal Ideas

Snack	Serving Size	Calories	Protein
Chocolate protein shake	1 scoop protein powder, 1 cup almond milk, 1 tbsp cocoa powder	200	25 g
Protein shake	1 scoop protein powder, 1 cup almond milk, 1/2 cup frozen fruit	200	25 g
Grilled chicken skewers	2 skewers (4 oz chicken)	100	18 g
Greek yogurt and berries	6 oz Greek yogurt and 1/2 cup mixed berries	130	18 g
Turkey and cheese roll-ups	2 oz turkey breast and 1 oz cheese	120	18 g
Chicken and veggie skewers	2 skewers (4 oz chicken)	120	18 g
Ham and cheese roll-ups	2 oz ham and 1 oz cheese	140	17 g
Chicken salad	1/2 cup	120	16 g
Turkey and guacamole wrap	1 whole wheat wrap, 2 oz turkey breast, 2 tbsp guacamole	270	15 g
Cottage cheese and tomatoes	1/2 cup cottage cheese and 1 medium tomato	90	14 g
Tuna and avocado	2 oz canned tuna and 1/2 avocado	180	14 g
Turkey lettuce wraps	2 oz turkey breast and 2 large lettuce leaves	60	12 g
Canned tuna and crackers	2 oz canned tuna and 5 whole wheat crackers	170	12 g
Baked chicken wings	3 wings	150	12 g
Beef or turkey jerky sticks	1 stick	70-100	9-12 g
Egg salad	1/2 cup	140	11 g
Lentil soup	1 cup	150	11 g
Roasted edamame	1/2 cup	120	11 g
Spinach and feta cheese wrap	1 whole wheat wrap, 1/2 cup spinach, 1 oz feta cheese	250	10 g
Pumpkin seeds	1 oz	150	9 g
Roasted pumpkin seeds	1 oz	45-60	5-7 g
Peanut butter and banana	2 tbsp peanut butter and 1 medium banana	230	7 g
Roasted chickpeas	1/2 cup	140	6 g
Chocolate protein balls	2 balls	100	6 g
Peanut butter and apple slices	2 tbsp peanut butter and 1 medium apple	230	6 g
Chocolate almond butter dip	2 tbsp almond butter, 1 tbsp cocoa powder, 1 tsp honey	180	5 g
Quinoa salad	1/2 cup	110	4 g
Buffalo cauliflower bites	1 cup	100	4 g
Seaweed snacks	1 oz	30	2 g

Disclaimer: The menu plan provided is for informational purposes only and should not be considered medical advice. Please consult with a healthcare professional before making any changes to your diet or if you have any specific medical conditions or dietary restrictions.



MOVEMENT

Movement is an essential component in any weight loss journey, and it's more than just hitting the gym or running on a treadmill. Movement can come in many forms, from taking a brisk walk in the park to dancing to your favorite music. Engaging in physical activity is crucial because it not only burns calories but also improves cardiovascular health, strengthens muscles, and boosts mood and energy levels. When you move your body regularly, you increase your metabolism, which helps you burn calories even when you're not actively exercising. Movement can also help you manage stress, which is a common trigger for overeating and weight gain. So, the next time you're feeling stressed, try going for a walk or taking a yoga class to help ease your mind and boost your metabolism. The key is to find a form of movement that you enjoy and make it a regular part of your routine.



7-day sample movement plan to help you gradually increase physical activity levels:

Day 1:

- Brisk walking for 20 minutes (calories burned: approximately 100)
- Bodyweight squats, 3 sets of 10 reps (calories burned: approximately 20)

Day 2:

- Brisk walking for 25 minutes (calories burned: approximately 125)
- Bodyweight lunges, 3 sets of 10 reps (calories burned: approximately 20)
- Push-ups, 3 sets of 10 reps (calories burned: approximately 20)

Day 3:

- Light jogging for 15 minutes (calories burned: approximately 150)
- Bodyweight squats, 3 sets of 15 reps (calories burned: approximately 30)
- Push-ups, 3 sets of 15 reps (calories burned: approximately 30)

Day 4:

- Light jogging for 20 minutes (calories burned: approximately 200)
- Bodyweight lunges, 3 sets of 15 reps (calories burned: approximately 30)
- Dumbbell bicep curls, 3 sets of 10 reps (calories burned: approximately 20)

Day 5:

- Moderate-intensity cycling for 20 minutes (calories burned: approximately 200)
- Bodyweight squats, 3 sets of 20 reps (calories burned: approximately 40)
- Dumbbell tricep extensions, 3 sets of 10 reps (calories burned: approximately 20)

Day 6:

- Moderate-intensity cycling for 30 minutes (calories burned: approximately 300)
- Bodyweight lunges, 3 sets of 20 reps (calories burned: approximately 40)
- Dumbbell hammer curls, 3 sets of 10 reps (calories burned: approximately 20)

Day 7:

- Moderate-intensity swimming for 30 minutes (calories burned: approximately 300)
- Bodyweight squats, 3 sets of 25 reps (calories burned: approximately 50)
- Dumbbell overhead press, 3 sets of 10 reps (calories burned: approximately 20)

Note: The number of calories burned will vary depending on factors such as body weight, age, and gender. These are estimates based on a 140-pound person. It is important to talk to your doctor or healthcare provider before starting an exercise program, especially if you have any underlying health conditions. They can help determine what type and amount of exercise is safe and appropriate for you, based on your individual health status and weight loss goals.



SLEEP

Getting a good night's sleep is critical for achieving successful weight loss. When you don't get enough sleep, your body produces more of the hormone ghrelin, which increases your appetite, and less of the hormone leptin, which signals when you're full. This hormonal imbalance can lead to overeating and weight gain. In addition, lack of sleep can increase stress levels, which can also contribute to weight gain. Adequate sleep, on the other hand, helps regulate these hormones and reduces stress, making it easier to stick to a healthy diet and exercise routine. Additionally, when you sleep, your body repairs and rebuilds muscle tissue, which is essential for burning calories and increasing metabolism. Aim for 7-8 hours of quality sleep each night to support your weight loss efforts.



Why Sleep Is So Important



Statement	Description
Sleep is essential for physical health	During sleep, the body performs essential functions such as repairing tissues and strengthening the immune system. Inadequate sleep can lead to obesity, diabetes, cardiovascular disease, and weakened immunity.
Sleep is crucial for cognitive functioning	During sleep, the brain consolidates memories and processes information, leading to better retention and recall. Lack of sleep can impair cognitive performance, leading to decreased productivity, impaired learning, and increased risk of accidents.
Sleep is important for emotional regulation	Sleep plays a critical role in emotional regulation, helping us to regulate our emotions and cope with stress. Sleep deprivation has been linked to increased levels of anxiety, depression, and irritability, as well as decreased emotional resilience and coping skills.
Sleep is essential for overall well-being	Getting enough sleep is crucial for physical, mental, and emotional health. Sleep helps us to feel rested, refreshed, and energized, allowing us to perform daily tasks more efficiently and effectively. Lack of sleep can lead to decreased quality of life, increased stress, and decreased overall well-being.
Sleep is important for longevity	Research suggests that getting enough sleep may be important for longevity, as inadequate sleep has been linked to increased risk of premature death. Getting enough sleep has also been linked to improved overall health and decreased risk of chronic diseases.
Good sleep is important for creativity and problem-solving	During sleep, the brain consolidates information and processes experiences, leading to increased creativity and problem-solving skills. Getting enough quality sleep can enhance creativity, improve problem-solving abilities, and increase overall cognitive flexibility.
Good sleep is essential for hormone regulation	Sleep is critical for regulating hormones that control appetite, metabolism, and growth. Inadequate sleep can disrupt these hormonal processes, leading to weight gain, decreased energy levels, and other health problems.
Good sleep is crucial for athletic performance	Sleep helps the body recover from exercise and repair damaged tissues, allowing for improved muscle growth, increased strength, and enhanced athletic performance.
Good sleep is important for immune function	Sleep is critical for a healthy immune system, helping the body to fight off infections and prevent illness. Inadequate sleep can weaken the immune system, increasing the risk of infections, colds, and other illnesses.
Good sleep is essential for mental health	Sleep helps to regulate mood and emotions, decrease stress, and improve overall mental well-being. Inadequate sleep has been linked to increased risk of depression, anxiety, and other mental health problems.



Tips For An Awesome Nights Sleep

Aspect	Description
	Stick to a consistent sleep schedule -Going to bed and waking up at the same time every day, can help regulate your body's sleep-wake cycle and improve the quality of your sleep.
	Create a sleep-conducive environment -Make sure your bedroom is quiet, cool, and dark, and free from distractions like electronic devices or work-related items. Invest in a comfortable mattress and bedding.
	Avoid stimulants before bedtime -Avoid consuming caffeine, nicotine, and alcohol before bedtime, as they can interfere with your sleep quality and duration. Instead, opt for a relaxing, non-stimulating bedtime routine, such as taking a warm bath or reading a book.
	Limit daytime napping -While napping can be beneficial for some individuals, it can also interfere with nighttime sleep. If you need to nap, keep it short (20-30 minutes) and early in the afternoon.
	Exercise regularly -Regular exercise can help improve the quality of your sleep, but avoid exercising too close to bedtime, as it can interfere with your ability to fall asleep.
	Manage stress -High levels of stress can interfere with sleep, so it's important to find ways to manage stress. Techniques like mindfulness, deep breathing, or meditation can be helpful.
	Avoid large meals before bedtime -Eating a large meal before bedtime can lead to discomfort and disrupt your sleep. Instead, opt for a light, healthy snack if you're hungry before bed.
	Turn off electronic devices -The blue light emitted by electronic devices like smartphones, tablets, and computers can interfere with your sleep quality. Avoid using these devices before bedtime or use a blue light filter.
	Consider sleep aids -If you're struggling with sleep, talk to your doctor about sleep aids, such as melatonin, that may be able to help you fall asleep and stay asleep.
	Address underlying medical conditions -Certain medical conditions, such as sleep apnea or restless leg syndrome, can interfere with your sleep quality. If you suspect an underlying medical condition is affecting your sleep, talk to your doctor for treatment options.









MINDSET

Your mindset is a crucial factor in achieving success in your weight loss journey. There are often **Psychological Reasons** behind our eating habits that must be identified and addressed. Negative **Body Image** issues can also be a significant obstacle to overcome. To achieve lasting results, it's important to go through important **Behavior Changes** and develop healthy habits, which can be challenging but possible with the right mindset. By focusing on progress instead of perfection, practicing self-compassion, and visualizing success, you can cultivate a **Positive Mindset** that will help you overcome obstacles and achieve your weight loss goals. The combination of addressing psychological factors, changing behavior, and having a positive mindset all work together to create a foundation for long-term success in losing weight.

Let's Expand on Psychological Reasons for Eating

If you can identify and understand the psychological reasons for your eating habits, you can develop strategies to address them and increase your chances of success in your weight loss journey. This involves being aware of your thoughts and emotions that trigger overeating or unhealthy food choices, and consciously choosing to respond in a different way. By adopting a positive mindset and being kind to yourself, you can change your habits and develop healthier behaviors that will help you achieve your weight loss goals. It's important to remember that progress is not always linear and to be patient with yourself along the way.

	Description	Strategies
	Emotional Eating-Eating in response to emotions, such as stress, anxiety, or sadness.	Recognize emotional triggers and find alternative coping mechanisms, such as exercise or talking to a friend. Practice mindfulness and self-compassion.
	Boredom Eating-Eating out of boredom or as a way to fill time.	Find alternative activities to engage in, such as hobbies or exercise. Plan meals and snacks ahead of time to reduce the likelihood of boredom eating. Practice mindful eating and pay attention to hunger cues.
	Social Eating-Eating in social situations, such as at parties or gatherings.	Plan ahead and choose healthy options when possible. Practice portion control and avoid mindless eating. Focus on socializing and enjoying the company of others, rather than solely on food.
	Reward Eating-Using food as a reward for positive behaviors or accomplishments.	Find alternative rewards, such as treating yourself to a movie or massage. Practice self-care and positive self-talk. Avoid using food as a punishment or reward.
	Habitual Eating-Eating out of routine or habit, rather than hunger.	Identify triggers and plan ahead to break the habit. Change the environment or routine to avoid triggers. Practice mindfulness and pay attention to hunger cues.
	Environmental Eating-Eating in response to environmental cues, such as seeing or smelling food.	Avoid keeping trigger foods in the house. Practice mindful eating and pay attention to hunger cues. Change the environment or routine to avoid triggers.
	Mindless Eating-Eating without paying attention to food, such as while watching TV or working.	Practice mindful eating and pay attention to hunger cues. Avoid distractions while eating. Plan ahead and have healthy snacks available to avoid mindless eating.

Let's Expand on Body Image

Body image is a critical aspect of weight loss that can hinder success if overlooked. How we feel about our bodies can impact our motivation, habits, and overall success in achieving our weight loss goals. Social media and cultural norms can negatively impact body image, leading to poor self-esteem and self-doubt. To combat this, it's essential to limit social media use and be mindful of the content we consume. Embracing a more inclusive definition of beauty can help celebrate and appreciate the unique qualities that make us all special. The role of self-acceptance and self-compassion is crucial for cultivating a positive body image and reducing stress, leading to better weight loss outcomes. By focusing on functionality rather than appearance, we can shift our mindset and cultivate a more positive body image.



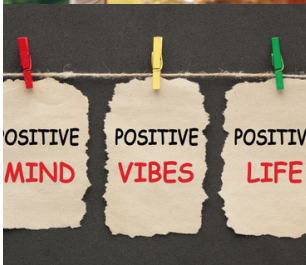

Topic	Impact	Solution
Social media	Presents unrealistic beauty standards, leading to a distorted self-image and low self-esteem.	Limit social media use, follow body-positive accounts, remind oneself that social media only shows a filtered version of reality.
Cultural norms	Pressure to conform to a certain standard can negatively impact body image.	Challenge beauty ideals, surround oneself with diverse representation, focus on health rather than appearance.
Role of Self-Acceptance	Important in achieving a positive body image, which in turn can positively impact weight loss.	Practice self-compassion and self-care, focus on personal achievements and strengths, surround oneself with positive and supportive individuals.



How we feel about our bodies can impact our motivation, habits, and overall success.

Let's Expand on Behavior Change

Behavior change and mindset are critical factors in achieving weight loss success. By implementing techniques like self-monitoring, stimulus control, and cognitive restructuring, individuals can make sustainable changes to their habits and behaviors. Developing a growth mindset and focusing on progress, rather than perfection, can help individuals overcome setbacks and stay motivated. By combining behavior change strategies with a positive mindset, individuals can set themselves up for long-term success in their weight loss journey..

Behavior Change Techniques	Description	Solution
	Self-Monitoring-Tracking and recording behavior patterns related to food intake, physical activity, and weight	Use a food diary, a fitness tracker, or a weight loss app to keep track of progress and identify areas for improvement
	Stimulus Control-Altering the environment to make healthy behaviors easier and unhealthy behaviors harder	Remove tempting foods from the house, pack healthy snacks when traveling, and avoid places that trigger overeating
	Cognitive Restructuring-Identifying and changing negative thoughts and beliefs that can lead to unhealthy behaviors	Challenge negative self-talk, focus on progress rather than perfection, and cultivate self-compassion
	Habit Formation-Building sustainable healthy habits through repetition and consistency	Start small, choose specific and achievable goals, and establish a routine that fits your lifestyle



Tips for a Positive Mindset

When you adopt a positive mindset for weight loss, you believe in your ability to make progress and achieve your goals. You focus on your successes and use them as motivation to keep going, rather than getting bogged down by setbacks or mistakes. You practice self-compassion and treat yourself with kindness and empathy, which can help you stay motivated and committed to your goals. By surrounding yourself with positivity and visualizing your success, you cultivate a sense of gratitude and appreciation for your progress, which can fuel further success. Ultimately, a positive mindset can help you build the habits and behaviors needed for long-term weight loss success.



Positive Mindset Tips for Weight Loss	Explanation
Focus on progress, not perfection	Instead of dwelling on small mistakes or setbacks, focus on the progress you've made towards your weight loss goals. Celebrate your successes, no matter how small, and use them as motivation to keep going.
Embrace a growth mindset	Believe that you can change and improve over time. Adopt a mindset that embraces learning and growth, rather than one that sees your abilities as fixed. Approach your weight loss journey with a sense of curiosity and a willingness to try new things.
Practice self-compassion	Be kind and gentle with yourself, especially when you encounter setbacks or challenges. Treat yourself with empathy and understanding, and avoid harsh self-criticism. Remember that you're only human, and that mistakes and setbacks are a natural part of the journey.
Use positive self-talk	Speak to yourself in a positive and encouraging way. Challenge negative self-talk and replace it with positive affirmations that reinforce your abilities and strengths. Remind yourself of your past successes, and focus on your strengths and positive qualities.
Visualize success	Imagine yourself achieving your weight loss goals and focus on the positive emotions that come with success. Visualize the steps you'll take to get there and use that vision as motivation to keep going.
Surround yourself with positivity	Seek out positive and supportive people who will encourage and motivate you. Avoid negative influences that may bring you down or make you doubt yourself. Create an environment that fosters positivity and supports your weight loss goals.
Practice gratitude	Focus on what you're grateful for in your life, including your body and health. Cultivate a sense of appreciation for the progress you've made towards your weight loss goals. Regularly remind yourself of the positive changes you've experienced, and use that as motivation to keep going.












BALANCE


Balancing your life while trying to lose weight can be a challenging task, but it is essential for long-term success. It involves taking care of not only your physical health but also your mental and emotional well-being. Staying on track with your weight loss goals requires consistency, patience, and a positive mindset. It's important to remember that weight loss is not a quick fix but a gradual process that takes time and effort. Balancing your life also means finding a sustainable and healthy approach to weight loss that works for you, rather than following extreme diets or punishing exercise routines. With a balanced approach, you can maintain your motivation, prevent burnout, and enjoy the journey towards a healthier and happier you.

Balance

Maintaining balance when trying to lose weight can be challenging, but it's important for both your physical and mental health. Here are some tips for maintaining balance while working towards your weight loss goals:

	Tips to Stay Balanced
	Set realistic goals-Be realistic about the amount of weight you want to lose and the time frame in which you want to lose it.
	Create a balanced meal plan-Focus on creating a meal plan that includes a variety of nutrient-dense foods that provide the energy and nutrients your body needs to function optimally.
	Exercise regularly-Incorporate regular exercise into your routine, but be sure to balance it with rest and recovery time.
	Practice mindfulness-Stay present and aware of your thoughts and emotions.
	Prioritize self-care-Make time for activities that promote relaxation and stress reduction, such as meditation, yoga, or massage.
	Get enough sleep-Aim for at least 7-8 hours of quality sleep each night.
	Seek support-Find a supportive community or individual who can help you stay accountable and motivated.
	Practice intuitive eating-Listen to your body's hunger and fullness cues, and choose foods that make you feel satisfied and nourished.
	Incorporate enjoyable physical activities-Find physical activities that you enjoy and that fit into your lifestyle.
	Schedule downtime-Make sure to schedule downtime in your week to rest, relax, and recharge.

A balanced approach to weight loss can help prevent burnout, injury, and other negative outcomes that can derail progress.



Conclusion



**We are thrilled to
work with you and
help you achieve
your overall health
and wellness goals!**

In-summary, Lifestyles by Skintastic was designed with you in mind, to help you achieve your weight loss goals and improve your overall health and wellness. The program takes a whole-body approach, focusing on the mind and body to achieve lasting success. By addressing stress management, food intake, movement, sleep, and balance, we can cover various obstacles people have had in the past and work with you to achieve your weight loss goals and maintain a healthy weight.

Our commitment to your health extends beyond achieving your initial weight loss goals. We understand that each individual's journey is unique, which is why we offer personalized support as you transition from active weight loss to maintenance.

More importantly, we recognize that maintaining your new weight is crucial. To ensure you continue on the path of wellness, we offer ongoing nutritional counseling. Our experts will work with you to develop a customized program tailored to your specific needs, helping you sustain your achievements and continue to thrive in your health journey. With our tailored support and continuous guidance, your success is not just about reaching your goals but maintaining them.